

How To Complete The FREE schoolcoach.ca Concussion Course, “Concussion in Sports – What You Need To Know.”

The “Concussion in Sports – What You Need To Know” course is a **mandatory** requirement for coaches to have completed in order for their team to be eligible to compete in an SSNL event. After you’ve completed the online course you **MUST** provide your Completion Code to the convenor of any SSNL Qualifier or Provincial that you attend.

The course only takes approximately 30 minutes to complete.

Step 1



Step 2

The image shows the 'Personal Information' registration form. The form includes fields for 'First Name', 'Last Name', 'Email', 'Phone', 'Address 1', 'Address 2', 'City', 'Province', and 'Postal Code'. There are also dropdown menus for 'Country' and 'Province'. A 'Submit' button is located at the bottom of the form.

Step 1: Start by visiting www.schoolcoach.ca and clicking on “Register” in the top right corner.

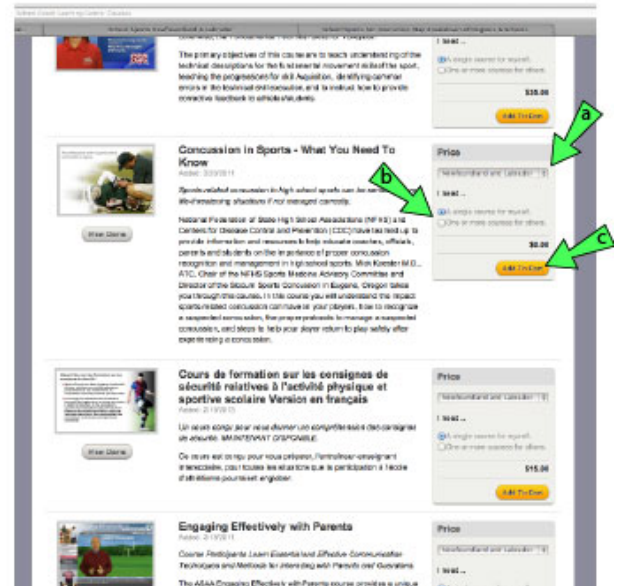
Step 2: Fill out the registration form and click “Submit.”

Step 3



Step 3: Click on “Courses” in the main menu.

Step 4



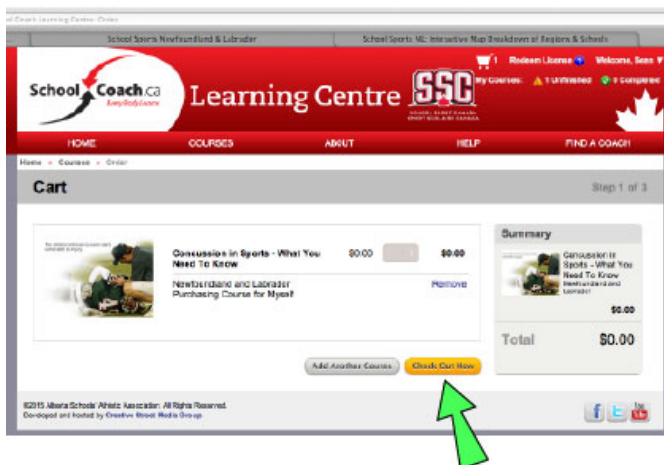
Step 4: Scroll down to “Concussion in Sports – What You Need To Know” and:

A: Select your province

B: Click whether you need a single course or whether you need the video where multiple people will be watching at once.

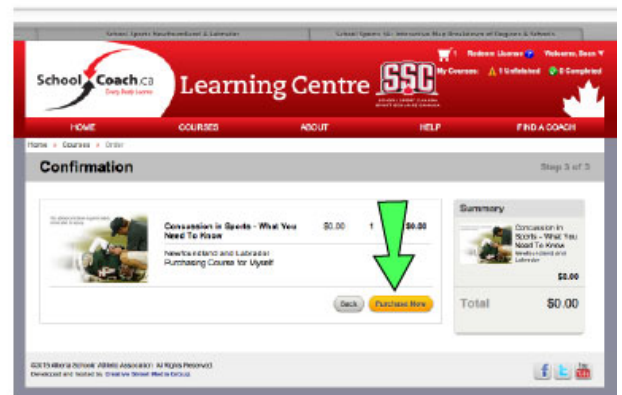
C: Click “Add To Cart.”

Step 5



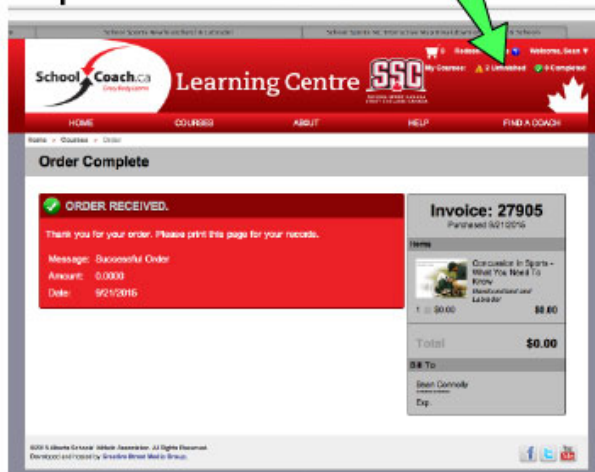
Step 5: Click on “Check Out Now” button.

Step 6

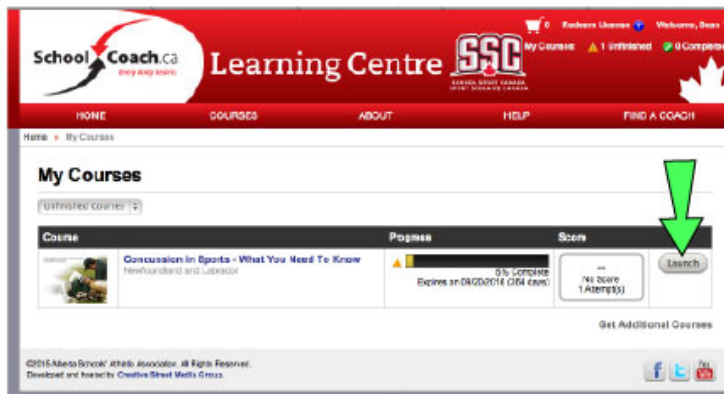


Step 6: Click on “Order Now” button.

Step 7



Step 8

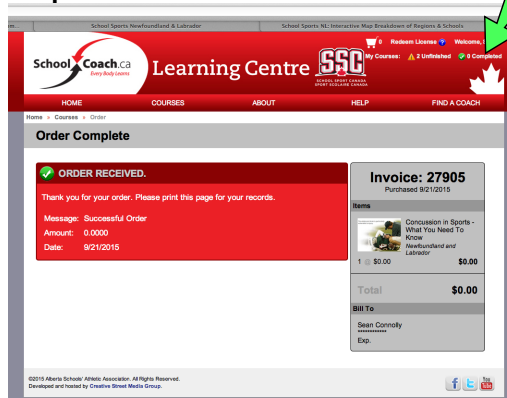


Step 7: At the top right of the “Order Received Page” you will see “My Courses” underlined. To the right of that should read “1 Unfinished.” Click it.

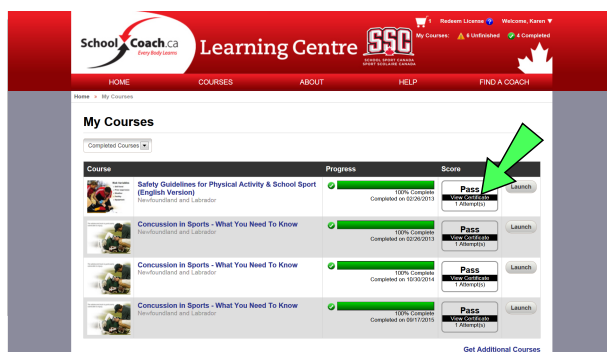
Step 8: Click the “Launch” button.

You should now be watching the video. There is a short tutorial that explains how the video interface works when wanting to stop the video and commence another time etc... and then the Course Video will begin.

Step 9



Step 10



Step 9: After you’ve completed the video you can always view any course that you’ve completed by going to upper right corner and clicking on “Completed.”

Step 10: To the right of your completed courses is “View Certificate.” Click on this and you can retrieve your Completion Code required for SSNL events.

Thank-you. If you have any video instruction issues you can contact Sean at sconnolly@sportnl.ca or 729-3447 or for any SSNL Coaching questions, contact Karen at 729-2795 or karen@sportnl.ca.